

OCEANA COUNTY 4-H MARKET LIVESTOCK
EDUCATIONAL NOTEBOOK/RECORD



LITTLE BUDDY LAMB PROJECT - 2025

AGES 5 – 7 YEARS

As a member of the 4-H Market Livestock Little Buddy Lamb Project, you are required to submit your records as part of an educational notebook project in order to show your animal at the Oceana County Fair. This notebook must be shown to the Oceana County 4-H Market Livestock Committee's Weighmaster at the time of weigh-in and then entered by you in the Educational Notebook Division of the Oceana County Fair on Entry Day.

AGE _____

The age you enter depends on how old you are on or will be on January 1, 2025

NUMBER OF YEARS IN PROJECT _____

Use this sheet as the first page of your project record book. Fill it out completely.
Please print or type neatly.

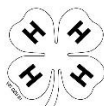
NAME _____

4-H CLUB _____

BREED _____

LAMB'S NAME _____

NAME OF BIG BUDDY _____



JUDGE'S SCORE/COMMENT SHEET

(PLEASE DO NOT REMOVE, PLACE THIS SHEET IN SHEET PROTECTOR OR GLUE TO COVER). This sheet must be kept free to the judge to write their comments.

This sheet should help each 4-H'er understand their ribbon placing.

A. **Specific educational value or worth**

All questions were answered completely

All calculations were correct

Calculations were incorrect

Questions were not answered (missed questions)

B. **Notebook contains all project records**

Notebook contained all project records and were fully completed

Notebook contained additional project related information (research materials etc.)

Project records were incomplete

There was no additional project related information

C. **Accuracy, neatness and general appearance**

Notebook was neat in appearance (typed/hand printed)

Notebook pages were clean and stain free

Notebook pages were in order and complete

Notebook was difficult to read and messy

Notebook had wrinkled and stained pages

Other Comments: _____

LITTLE BUDDY LAMB NOTEBOOK TABLE OF CONTENTS

Please keep your notebook in Table of Contents order.

- 1) GENERAL GUIDELINE INFORMATION
- 2) ABOUT YOUR LAMB
- 3) JOURNAL OF CARE
- 4) PROJECT INFORMATION

- 5) SPECIFIC PROJECT KNOWLEDGE
 - a. Lamb Parts
- 6) YOUR PROJECT INFORMATION
 - a. My 4-H Project
 - b. 4-H Knowledge
- 6) PICTURES OF YOUR PROJECT (1 page)
- 7) CLUB POINT SHEET

APPENDIXES (OPTIONAL):

- A. PICTURES OF YOUR PROJECT (additional pictures)
- B. FEED INFORMATION (example: feed labels)
- C. ADDITIONAL INFORMATION ABOUT YOUR PROJECT
 - a. Information you found in reference materials
 - b. Worksheets done with your 4-H Club
 - c. Information you located off the internet
 - d. Information from your feed representative
 - e. Any other information

** Include notes as to why you researched this information and found it valuable, link it to your project if possible.*

Notebook Resources:

4-H Skills for Life Animal Series – Sheep 1, 2 & 3

(All lamb leaders have a set of these booklets. There is also a set available on a check-out system at the MSU Extension Office)

Your Sheep – A Kid's Guide to Raising & Showing (National 4-H Supply)

Lamb Showmanship Handout – MSU Extension

Kansas State 4-H Online Website

****NOTE THIS AGE GROUP DOES NOT REQUIRE POTENTIAL BUYERS. IF YOU INCLUDE THOSE, PLEASE ADD IT TO THE BACK SECTION OF YOUR BOOK.**

This record book is part of your 4-H Market Lamb Project. By keeping records up-to-date you will be able to see how much progress you make as you set goals and work to accomplish them. Write neatly and clearly. Feel free to add extra pages.

FAIR ENTRY RULES

If you are between the ages of 5 and 7 years old and elect to participate in a 4-H class at the Oceana County Fair you will be awarded a participation ribbon for your efforts.

In order to compete for an "A", "B" or "C" Ribbon you will have to enter your record book in the "Open Educational Notebook Class".

If you have questions, please contact your leader or the MSU Extension Office as fair approaches.

PROJECT PICTURES

Pictures are a required part of this notebook. Taking pictures of your project animal throughout the project will indicate how your animal has grown and developed. Add pictures to your notebook on a separate piece of paper.

SCORING CRITERIA

The following breakdown will be used during the judging process of all market livestock notebooks.

A. Specific educational value or worth	30%
B. Creative way of showing what has been learned	10%
C. Notebook contains all project records	50%
D. Accuracy, neatness and general appearance	10%

The Oceana County 4-H Market Livestock Committee encourages 4-H Leader and parent assistance with your project and project notebook. If you should have any questions, please contact the MSU Extension Office.

I, _____ assisted _____ in
 Parent/Leader/Adult Name 4-Her's Name
 understanding the questions and writing the answers. All answers are those of the 4-Her.

Signature of person helping with notebook
If written help was needed

ABOUT YOUR LAMB


My Lamb's name is: _____

My Lamb's breed is: _____

What color is your Lamb? _____

My Lamb's favorite thing to do is? _____

My Lamb is a (circle one) **Wether** (boy lamb) **Ewe** (girl lamb)



ANIMAL CARE AND MANAGEMENT- JOURNAL OF CARE

Your project requires regular care and management.

Include the following:

- ✓ Walking and working with your animal
- ✓ Feeding and watering practices
- ✓ Grooming (clipping, toenail trimming, washing, etc.)
- ✓ Health practices and medicines (vaccinations, etc.)
- ✓ General Management (cleaning living area, feed pans, etc.)

Daily- Things done once or twice a day
Weekly- Things done once or twice a week
Monthly- Things done once a month
Yearly- Things done one time or occasionally throughout the year

My little buddy helped me with the care and training of our project animal.

Signature of Big Buddy: _____ Date: _____

PROJECT INFORMATION

The start of the project will be the date the 4-Her placed the animal on feed, not any later than June 1st of the current year. The end of the project will be weigh-in day at the Fair.

Project Start Date June 1, 2025 Project End Date _____
Fair haul in day

What month was your lamb born? _____

Please complete the following chart about your project. Have your big buddy help you.

Ear Tag Number	Breed	Gender	Date of Purchase	Price or Value	Estimated Starting Weight	Ending Weight	Total Pounds Gained















Note: Total pounds gained = ending weight – starting weight

MARKETING

One of the most important parts of any market animal project is marketing. This may include writing letters and talking to prospective buyers. Color in the face, a smiling face is a good action, a frowning face is a bad action. (see the example)

Good Marketing Practice

Poor Marketing Practice

	Send a picture to your potential buyers	
	Send a reminder to attend the auction	
	Let an adult talk to the buyer instead of you talking to them	
	Know the breed of your animal, if asked	
	Only ask family members to be potential buyers	
	Make sure to visit your previous buyers	
	Only thank those who agree to be listed as a potential buyer	

LAMB PARTS- Color the lamb parts

Breast- Orange

Face- Blue

Flank- Red

Fore shank- Green

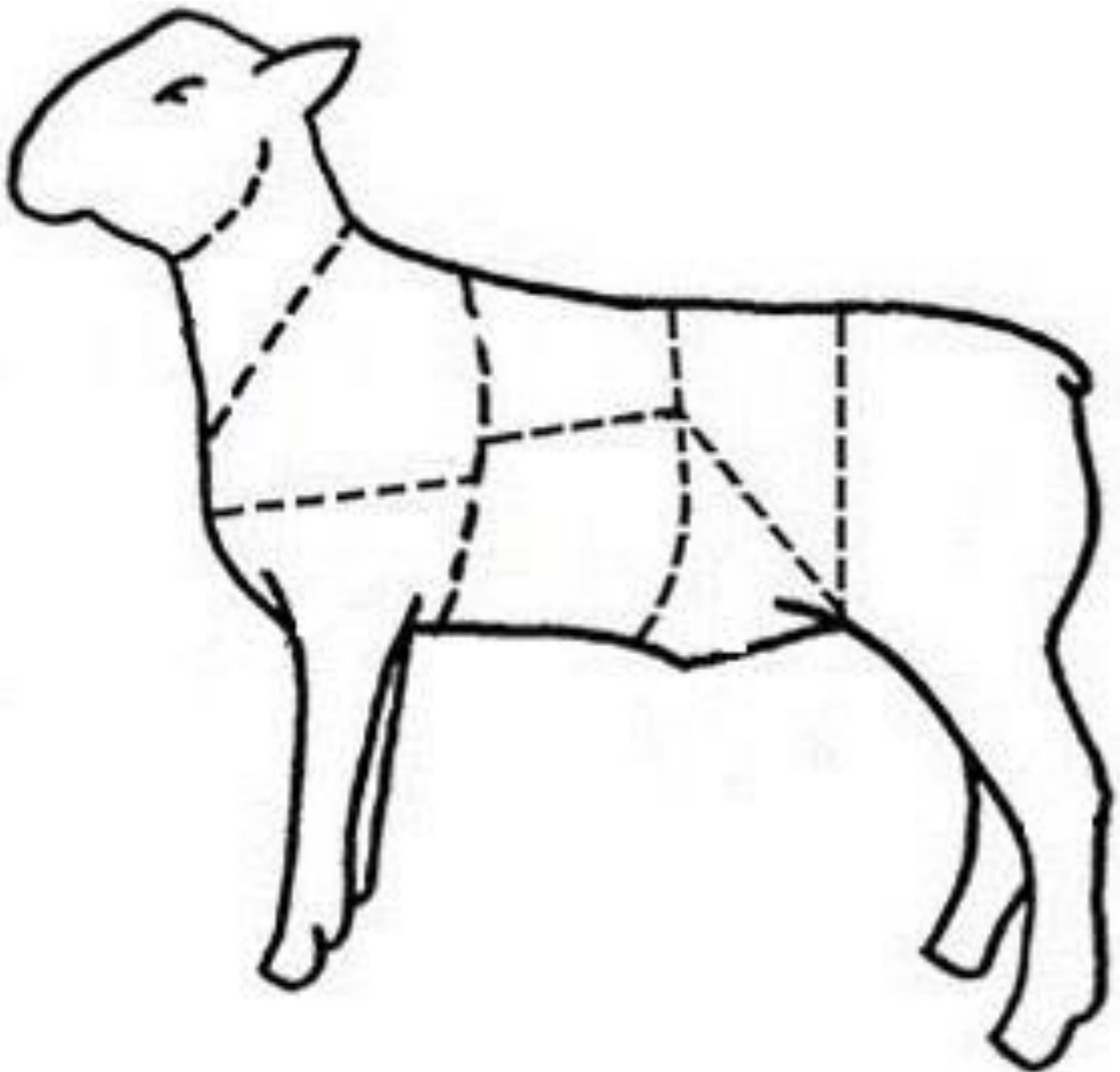
Leg- Purple

Loin- Yellow

Neck- Black

Rack- Pink

Shoulder- Brown



YOUR PROJECT

Please answer the following questions to the best of your ability.

1. What did you have the most fun doing with your project?

2. What was the hardest part of your project?

3. Will you do a lamb project again?

Why or why not?

4-H KNOWLEDGE



The 4-H Pledge- *Draw a line to the picture that fills in the blank* (see the example)

I pledge...

My _____ to clearer thinking,

My _____ to greater loyalty,

My _____ to larger service, and









My _____ to better living,

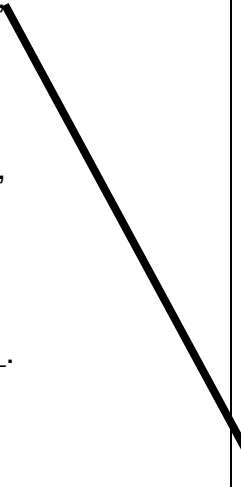
for my _____,

my _____

my _____,

and my _____.

	HANDS
	HEALTH
	HEAD
	HEART
	WORLD
	COUNTRY
	CLUB
	COMMUNITY



YOUR PROJECT PICTURES

(Please use this page for your project pictures and tell anything special, that you might want the judge to know, about you and your project animal.

